


Nvidia Tesla GPU Compact Blower Fan Shroud

COMPATIBLE MODELS: M10, M40, M60, K20x, K40, K80, P40, P100, V100s

Installation Instructions


1. Using the provided mounting screws, attach the fan shroud to the GPU




2. Test fit the blower fan into the fan shroud. The fan should be inserted about 5mm into the shroud inlet.



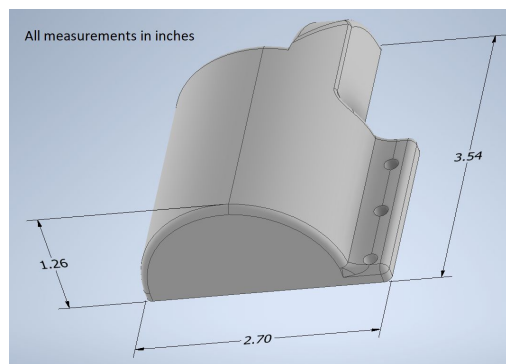

3. Remove the fan from the shroud and peel off the backing on the adhesive.



4. Carefully reinstall the fan into the shroud and press firmly to set the adhesive.



5. Installation Completed



Fan Model Number	Delta BFB1012HH	Airflow	28.25CFM
Voltage	12V	Noise	55dB
Current	0.69A (1.5A peak)	RPM	3200